



50 Biscayne

50 Biscayne Blvd
Miami, FL 33132

Every month we compile this comprehensive market report focus on 50 Biscayne in this convenient and easy to read format. Our datas comes from more than six different sources including MLS Associations, County Offices and Financial Institutions. Get this report for free every month on our website [50biscaynecondosforsale.com](https://www.50biscaynecondosforsale.com).

Property Stats

POSTAL CODE 33132

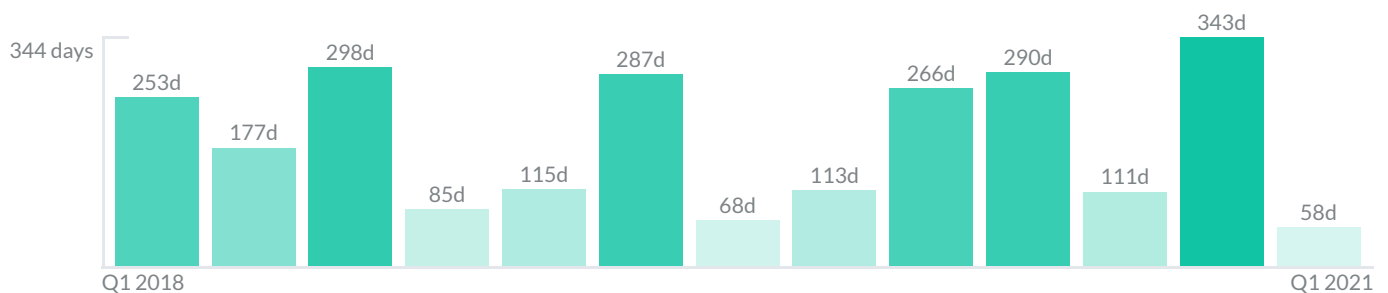
The property stats graph represents the median price evolution since ten years in your postal code area.



Similar Properties

DAYS ON THE MARKET

Everyday 3 months we monitor how many days it takes for similar properties to be sold. This is also a good indicator to know when to buy or sale!



Mortgage Rates

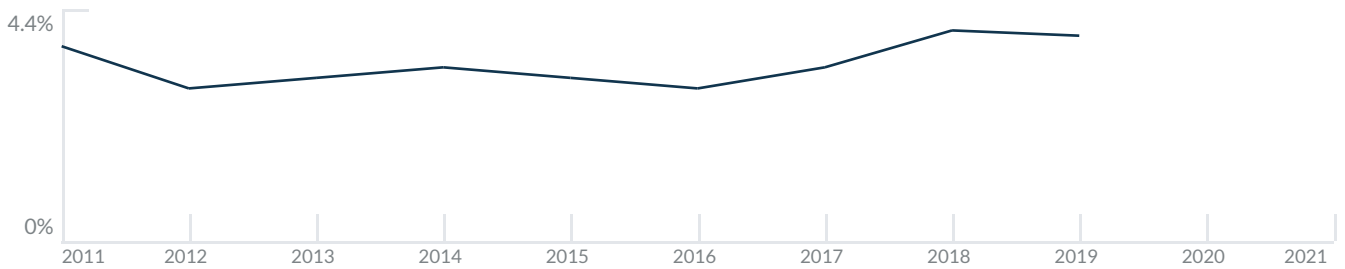
PER YEAR

Understanding mortgage economics is important when you want to buy with a loan. Below is the historical yearly average mortgage rates in the Unites States retrieved from Freddie Mac©

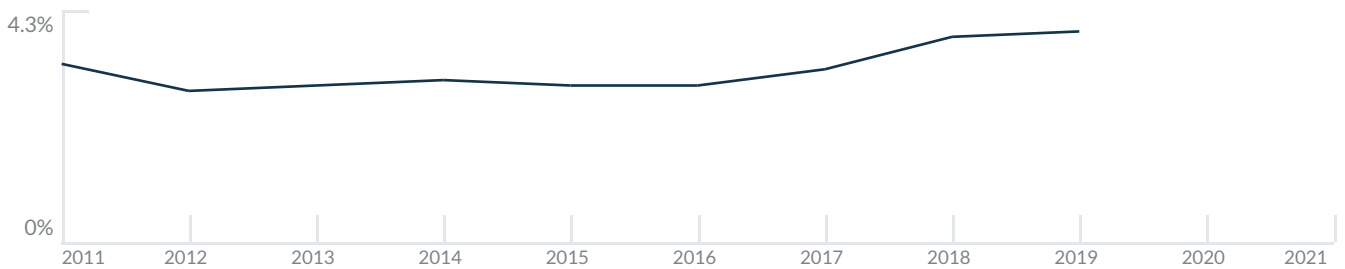
30 YEARS FIXED 4.4%



15 YEARS FIXED 3.9%



5/1-YEAR ADJUSTABLE 3.9%



Schools

CLOSEST

Having good schools nearby is important if you have kids or plan to rent or sell your home. Ratings are retrieved from the leading independent and nonprofit GreatSchools©

ELEMENTARY SCHOOL	MIDDLE SCHOOL	HIGH SCHOOL
Alpha Charter Of Aspire For	Genio Maria De Hostos Youth Leadership Charter School	World School Of The Arts
1/10	1/10	10/10

Insights

IN 50 BISCAYNE

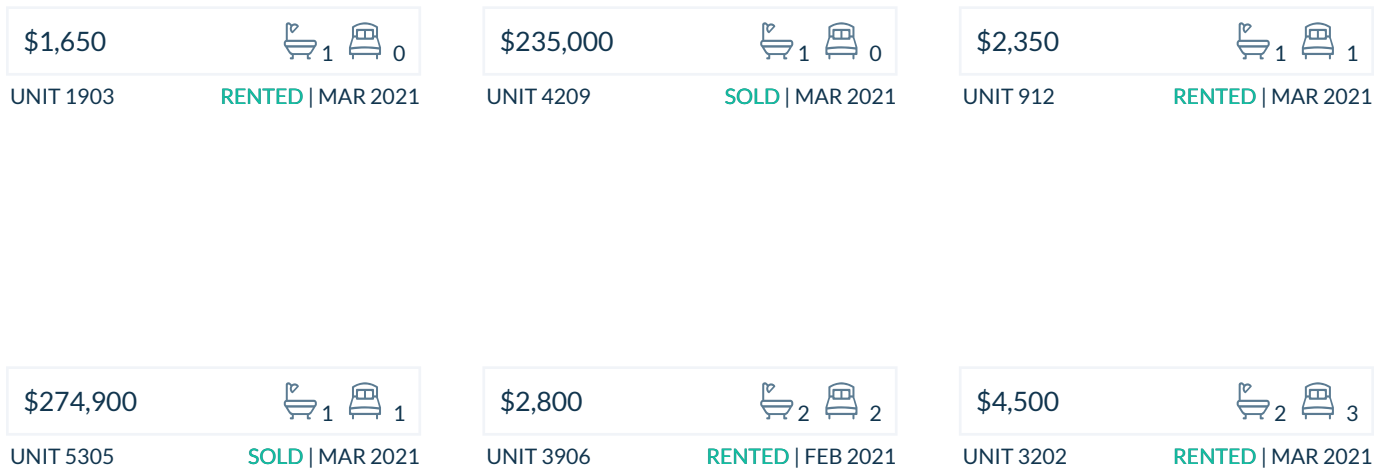
Below the average listing prices of available unit per property type.



Activity

SOLD OR RENTED

Below the latest transactions reported by the local MLS Association for 50 Biscayne



Sold

LAST 20 PROPERTIES SOLD IN 50 BISCAWAYNE

Unit	Price	Beds/Baths	\$/Sqft	Sqft	Buying Date	Days on Market
4209	\$235,000	0/1	\$414.5	567	Mar 2021	52
5305	\$274,900	1/1	\$325.3	845	Feb 2021	6
2302	\$649,900	3/2	\$363.3	1,789	Feb 2021	44
1409	\$205,000	0/1	\$361.6	567	Jan 2021	129
2405	\$275,000	1/1	\$325.4	845	Dec 2020	13
3011	\$389,000	2/2	\$309.7	1,256	Nov 2020	1298
3408	\$549,000	2/2	\$404.6	1,357	Nov 2020	240
3902	\$785,000	3/2	\$438.8	1,789	Nov 2020	138
5108	\$640,000	2/2	\$471.6	1,357	Oct 2020	25
2411	\$379,000	2/2	\$301.8	1,256	Sep 2020	94
4703	\$239,000	0/1	\$421.5	567	Jul 2020	177
3708	\$549,000	2/2	\$404.6	1,357	Jul 2020	63
504	\$269,000	1/1	N/A	N/A	Jun 2020	78
3908	\$350,000	2/2	\$257.9	1,357	Jun 2020	91
2610	\$695,000	3/2	\$388.5	1,789	Jun 2020	525
2504	\$485,000	2/2	\$357.4	1,357	May 2020	465
3305	\$275,000	1/1	\$325.4	845	Mar 2020	122
4611	\$399,000	2/2	\$317.7	1,256	Mar 2020	106
3404	\$599,500	3/2	\$441.8	1,357	Feb 2020	101
4709	\$229,500	0/1	\$404.8	567	Feb 2020	596

Rented

LAST 20 PROPERTIES RENTED IN 50 BISCAYNE

Unit	Price	Beds/Baths	\$/Sqft	Sqft	Rented Date	Days on Market
1903	\$1,650	0/1	\$2.9	567	Mar 2021	46
912	\$2,350	1/1	\$2.5	957	Mar 2021	392
3906	\$2,800	2/2	\$2.1	1,322	Feb 2021	119
3202	\$4,500	3/2	\$2.5	1,789	Feb 2021	8
1409	\$2,000	0/1	\$3.5	567	Feb 2021	7
502	\$2,200	1/1	\$2.3	952	Feb 2021	103
3607	\$1,950	1/1	\$2.8	700	Feb 2021	128
1407	\$1,800	1/1	\$2.6	700	Feb 2021	41
1706	\$3,200	2/2	\$2.4	1,322	Feb 2021	223
1607	\$1,750	1/1	\$2.2	800	Feb 2021	82
3703	\$1,550	0/1	\$2.7	567	Feb 2021	237
4604	\$3,100	2/2	\$2.3	1,357	Feb 2021	84
1509	\$1,750	0/1	\$3.1	567	Feb 2021	35
2106	\$3,000	2/2	\$2.3	1,322	Feb 2021	20
403	\$1,550	0/1	\$3.1	501	Jan 2021	7
2604	\$3,200	2/2	\$2.3	1,363	Jan 2021	57
3402	\$5,500	3/2	\$3.1	1,789	Jan 2021	126
3809	\$1,550	0/1	\$2.7	567	Jan 2021	40
1703	\$1,450	0/1	\$2.6	567	Jan 2021	19
3103	\$1,600	0/1	\$2.8	567	Jan 2021	34

Currently Listed

ACTIVE LISTINGS 1/2

Unit	Price	Beds/Baths	\$/Sqft	Sqft	Listing Date	Owner
CU6	\$3,000	0/0	N/A	N/A	Feb 2021	CARLOS M CA...
601	\$340,000	2/2	\$306.9	1108	Oct 2020	N/A
906	\$249,000	0/1	\$517.7	481	Feb 2021	PEDRO ALBE...
1403	\$239,000	0/1	\$421.5	567	Feb 2021	
1503	\$245,000	0/1	\$432.1	567	Nov 2020	
1805	\$289,000	1/1	\$342.0	845	Feb 2021	N/A
1907	\$330,000	1/1	\$412.5	800	Feb 2021	ERIC REX GRE...
2204	\$640,000	2/2	\$471.6	1357	Mar 2021	MOHAMMED...
2204	\$3,400/mth	2/2	\$2.5	1357	Mar 2021	MOHAMMED...
2510	\$2,100,000	4/4	\$686.5	3059	Mar 2021	N/A
2802	\$849,000	3/2	\$474.6	1789	Mar 2021	KENNETH SC...
2809	\$245,000	0/1	\$432.1	567	Mar 2021	ORIPAU COR...
2901	\$465,000	2/2	\$370.2	1256	Feb 2021	MARCIAL RO...
3811	\$419,900	2/2	\$334.3	1256	Mar 2021	DOUGLAS JAI...
4106	\$2,900/mth	2/2	\$2.2	1322	Mar 2021	N/A
4303	\$255,000	0/1	\$449.7	567	Feb 2021	N/A
4305	\$2,050/mth	1/1	\$2.4	845	Mar 2021	ANGIE CARLA...
4405	\$2,100/mth	1/1	\$2.5	845	Mar 2021	N/A
4407	\$320,000	1/1	\$457.1	700	Mar 2021	N/A
4702	\$949,000	3/2	\$530.5	1789	Dec 2020	MARYAM JAH...

Currently Listed

ACTIVE LISTINGS 2/2

Unit	Price	Beds/Baths	\$/Sqft	Sqft	Listing Date	Owner
4905	\$2,050/mth	1/1	\$2.4	845	Mar 2021	
5308	\$629,000	2/2	\$463.5	1357	Mar 2021	N/A