



50 Biscayne

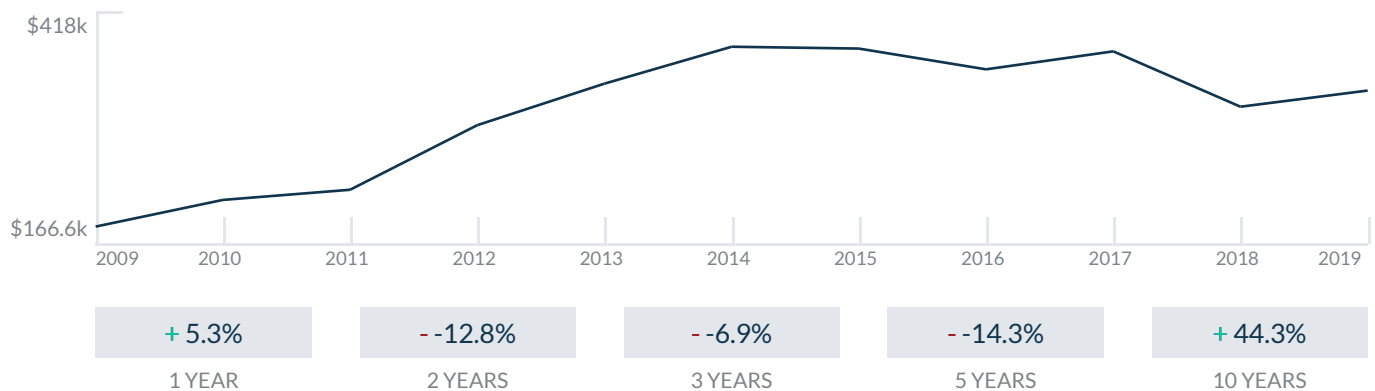
50 Biscayne Blvd
Miami, FL 33132

Every month we compile this comprehensive market report focus on 50 Biscayne in this convenient and easy to read format. Our data comes from more than six different sources including MLS Associations, County Offices and Financial Institutions. Get this report for free every month on our website 50biscaynecondosforsale.com.

Property Stats

POSTAL CODE 33132

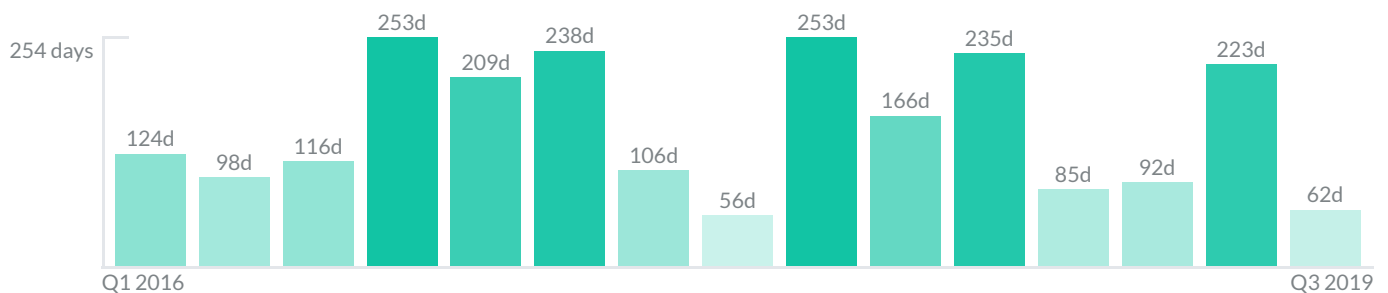
The property stats graph represents the median price evolution since ten years in your postal code area.



Similar Properties

DAYS ON THE MARKET

Everyday 3 months we monitor how many days it takes for similar properties to be sold. This is also a good indicator to know when to buy or sale!



Mortgage Rates

PER YEAR

Understanding mortgage economics is important when you want to buy with a loan. Below is the historical yearly average mortgage rates in the Unites States retrieved from Freddie Mac©

30 YEARS FIXED 4.4%



15 YEARS FIXED 3.9%



5/1-YEAR ADJUSTABLE 3.9%



Schools

CLOSEST

Having good schools nearby is important if you have kids or plan to rent or sell your home. Ratings are retrieved from the leading independent and nonprofit GreatSchools©

<p>ELEMENTARY SCHOOL</p> <p>Alpha Charter Of Aspire For</p> <p style="color: green; font-weight: bold;">1/10</p>	<p>MIDDLE SCHOOL</p> <p>Genio Maria De Hostos Youth Leadership Charter School</p> <p style="color: green; font-weight: bold;">1/10</p>	<p>HIGH SCHOOL</p> <p>World School Of The Arts</p> <p style="color: green; font-weight: bold;">10/10</p>
--	--	--

Insights

IN 50 BISCAYNE

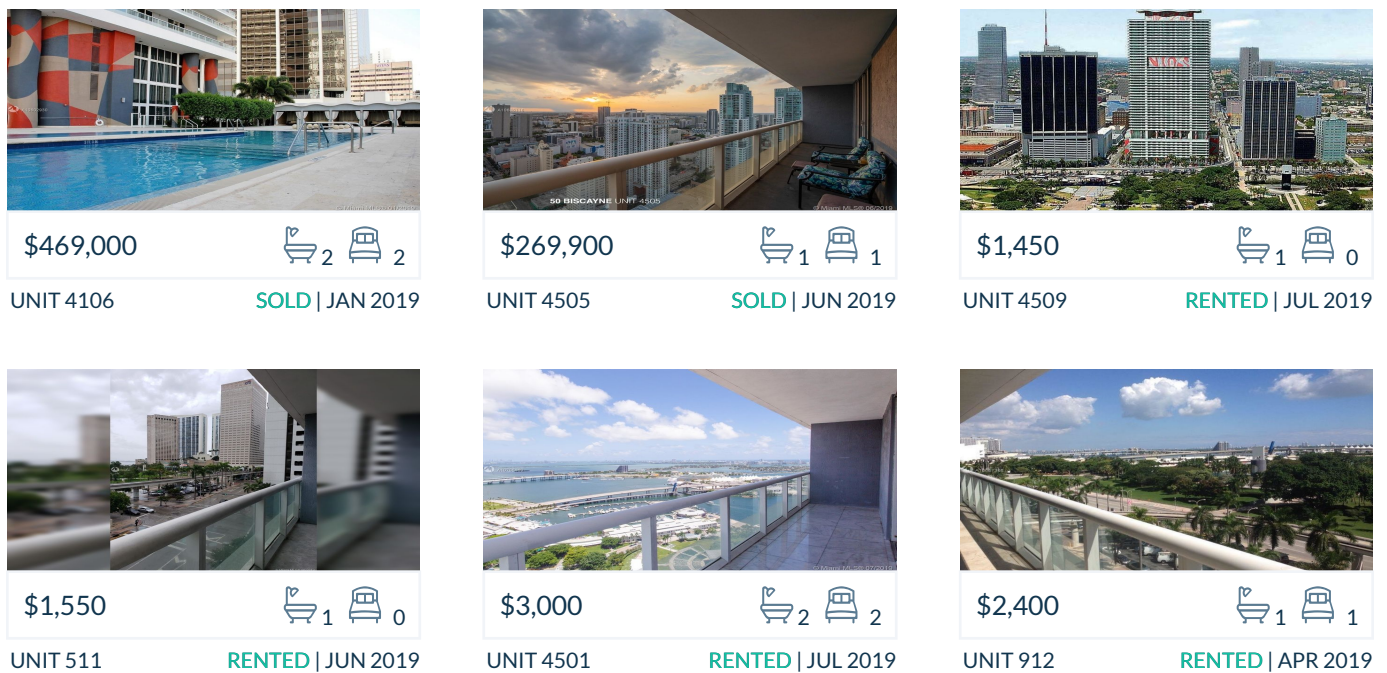
Below the average listing prices of available unit per property type.



Activity

SOLD OR RENTED

Below the latest transactions reported by the local MLS Association for 50 Biscayne



Sold

LAST 20 PROPERTIES SOLD IN 50 BISCAWAYNE

Unit	Price	Beds/Baths	\$/Sqft	Sqft	Buying Date	Days on Market
4106	\$469,000	2/2	\$354.8	1,322	Aug 2019	159
4505	\$269,900	1/1	\$319.4	845	Aug 2019	8
4108	\$385,000	2/2	\$283.7	1,357	Jul 2019	20
2608	\$549,500	3/2	N/A	N/A	Jun 2019	126
910	\$325,000	1/1	\$372.3	873	May 2019	182
4503	\$229,000	0/1	\$403.9	567	May 2019	35
4011	\$399,900	2/2	\$318.4	1,256	May 2019	98
2907	\$249,900	1/1	\$357.0	700	Apr 2019	860
1603	\$209,900	0/1	\$370.2	567	Apr 2019	97
2702	\$749,000	3/2	\$418.7	1,789	Apr 2019	243
3108	\$529,900	2/2	\$390.5	1,357	Apr 2019	208
2209	\$229,900	0/1	\$405.5	567	Apr 2019	158
3608	\$526,000	2/2	\$387.6	1,357	Mar 2019	6
2405	\$255,000	1/1	\$301.8	845	Mar 2019	12
3708	\$555,000	3/2	\$409.0	1,357	Mar 2019	135
3008	\$500,000	2/2	\$368.5	1,357	Mar 2019	13
3910	\$749,000	3/2	\$418.7	1,789	Mar 2019	257
2609	\$225,000	0/1	\$396.8	567	Jan 2019	127
2310	\$649,000	3/2	\$362.8	1,789	Dec 2018	65
3003	\$240,000	0/1	\$423.3	567	Dec 2018	N/A

Rented

LAST 20 PROPERTIES RENTED IN 50 BISCAZYNE

Unit	Price	Beds/Baths	\$/Sqft	Sqft	Rented Date	Days on Market
4509	\$1,450	0/1	\$2.6	567	Aug 2019	2
511	\$1,550	0/1	\$3.1	501	Aug 2019	50
4501	\$3,000	2/2	\$2.4	1,256	Aug 2019	24
912	\$2,400	1/1	\$2.5	957	Aug 2019	112
4209	\$1,700	0/1	\$3.0	567	Aug 2019	77
810	\$2,200	1/1	\$2.5	873	Aug 2019	36
4903	\$1,700	0/1	\$3.0	567	Aug 2019	21
1805	\$1,850	1/1	\$2.1	875	Jul 2019	63
2305	\$1,950	1/1	\$2.3	845	Jul 2019	91
1901	\$2,590	2/2	\$2.1	1,256	Jul 2019	81
4507	\$1,899	1/1	\$2.7	700	Jul 2019	34
807	\$1,750	0/1	\$3.6	484	Jul 2019	137
3203	\$1,750	0/1	\$3.1	567	Jul 2019	36
3705	\$2,100	1/1	\$2.5	845	Jul 2019	124
4211	\$2,700	2/2	\$2.1	1,256	Jul 2019	7
2709	\$1,700	0/1	\$3.0	567	Jul 2019	46
505	\$1,650	0/1	\$3.7	449	Jun 2019	9
605	\$1,650	0/1	\$3.7	449	Jun 2019	21
4305	\$2,185	1/1	\$2.6	845	Jun 2019	52
4210	\$4,100	3/2	\$2.3	1,789	Jun 2019	112

Currently Listed

ACTIVE LISTINGS 1/4

Unit	Price	Beds/Baths	\$/Sqft	Sqft	Listing Date	Owner
505	\$1,650/mth	0/1	\$3.7	449	Aug 2019	N/A
508	\$295,000	0/1	\$609.5	484	Jul 2018	N/A
512	\$365,000	2/1	N/A	N/A	Jun 2019	N/A
601	\$340,000	1/2	\$306.9	1108	Jun 2019	N/A
605	\$239,000	0/1	\$532.3	449	Jul 2019	N/A
705	\$255,000	0/1	\$567.9	449	Jul 2019	N/A
705	\$1,800/mth	0/1	\$4.0	449	Jul 2019	N/A
803	\$285,000	0/1	\$568.9	501	Feb 2019	N/A
803	\$1,800/mth	0/1	\$3.6	501	Jun 2019	N/A
807	\$295,000	0/1	\$676.6	436	Jun 2019	N/A
810	\$345,000	1/1	\$395.2	873	Dec 2018	N/A
814	\$350,000	1/2	\$315.9	1108	May 2019	N/A
905	\$258,000	0/1	\$574.6	449	Apr 2019	N/A
909	\$1,795/mth	0/1	\$4.1	443	Aug 2019	N/A
910	\$2,200/mth	1/1	\$2.5	873	Jul 2019	N/A
1409	\$260,000	1/1	\$458.6	567	Aug 2019	N/A
1506	\$3,300/mth	2/2	\$2.5	1322	Aug 2019	N/A
1605	\$2,000/mth	1/1	\$2.4	845	Aug 2019	N/A
1607	\$1,950/mth	1/1	\$2.4	800	Aug 2019	N/A
1701	\$395,000	2/2	\$314.5	1256	Jan 2019	N/A

Currently Listed

ACTIVE LISTINGS 2/4

Unit	Price	Beds/Baths	\$/Sqft	Sqft	Listing Date	Owner
1708	\$559,000	2/2	\$411.9	1357	Jan 2019	N/A
1905	\$278,500	1/1	\$329.6	845	Feb 2019	N/A
2005	\$289,000	1/1	\$342.0	845	Sep 2018	N/A
2005	\$2,250/mth	1/1	\$2.7	845	Jun 2019	N/A
2010	\$4,000/mth	3/2	\$2.2	1789	Aug 2019	N/A
2204	\$3,200/mth	2/2	\$2.4	1357	Apr 2019	N/A
2208	\$565,000	2/2	\$416.4	1357	Jul 2019	N/A
2301	\$425,000	2/2	\$338.4	1256	Jan 2019	N/A
2301	\$2,700/mth	2/2	\$2.1	1256	Aug 2019	N/A
2307	\$1,975/mth	1/1	\$2.8	700	Aug 2019	N/A
2411	\$399,999	2/2	\$318.5	1256	Jun 2019	N/A
2502	\$850,000	3/2	\$475.1	1789	Dec 2018	N/A
2502	\$4,400/mth	3/2	\$2.5	1789	Apr 2019	N/A
2504	\$485,000	2/2	\$357.4	1357	Oct 2018	N/A
2510	\$10,500/mth	4/4	\$3.4	3060	Jul 2019	N/A
2510	\$2,145,000	4/4	\$701.0	3060	Jul 2019	N/A
2610	\$735,000	3/2	\$410.8	1789	Nov 2018	N/A
2705	\$2,000/mth	1/1	\$2.4	845	Jun 2019	N/A
2710	\$729,000	3/2	\$407.5	1789	Aug 2019	N/A
2810	\$729,900	3/2	\$408.0	1789	Jul 2019	N/A

Currently Listed

ACTIVE LISTINGS 3/4

Unit	Price	Beds/Baths	\$/Sqft	Sqft	Listing Date	Owner
2907	\$1,925/mth	1/1	\$2.8	700	Aug 2019	N/A
3011	\$419,500	2/2	\$334.0	1256	Apr 2017	N/A
3104	\$3,200/mth	2/2	\$2.4	1357	Aug 2019	N/A
3105	\$299,000	1/1	\$353.8	845	Aug 2016	N/A
3109	\$245,000	0/1	\$432.1	567	May 2019	N/A
3208	\$3,700/mth	3/2	\$2.7	1357	Aug 2019	N/A
3209	\$1,900/mth	0/1	\$3.4	567	Jul 2019	N/A
3308	\$599,000	2/2	\$441.4	1357	Jan 2019	N/A
3503	\$244,990	0/1	\$432.1	567	Aug 2017	N/A
3604	\$570,000	2/2	\$420.0	1357	Nov 2018	N/A
3711	\$500,000	2/2	\$398.1	1256	Jul 2019	N/A
3811	\$426,000	2/2	\$339.2	1256	Feb 2017	DOUGLAS JAI...
3906	\$2,800/mth	2/2	\$2.1	1322	Apr 2019	N/A
4103	\$295,000	0/1	\$520.3	567	Jul 2019	N/A
4109	\$215,000	0/1	\$379.2	567	Apr 2019	N/A
4304	\$3,575/mth	3/2	\$2.6	1357	May 2019	N/A
4404	\$595,000	3/2	\$438.5	1357	Aug 2018	THOMAS BRE...
4409	\$1,850/mth	0/1	\$3.3	567	May 2019	N/A
4409	\$229,000	0/1	\$403.9	567	May 2019	N/A
4411	\$428,500	2/2	\$341.2	1256	Nov 2018	N/A

Currently Listed

ACTIVE LISTINGS 4/4

Unit	Price	Beds/Baths	\$/Sqft	Sqft	Listing Date	Owner
4602	\$799,000	3/2	\$446.6	1789	May 2019	N/A
4703	\$1,800/mth	0/1	\$3.2	567	May 2019	N/A
4703	\$225,500	0/1	\$397.7	567	Aug 2019	N/A
4709	\$229,500	0/1	\$404.8	567	May 2018	N/A
4803	\$235,000	0/1	\$414.5	567	Jun 2019	N/A
4803	\$1,725/mth	0/1	\$3.0	567	Aug 2019	N/A
4807	\$280,000	1/1	\$400.0	700	Jan 2019	N/A
5007	\$1,850/mth	1/1	\$2.6	700	May 2019	N/A
5009	\$1,775/mth	0/1	\$3.1	567	Jul 2019	N/A
5009	\$226,000	0/1	\$398.6	567	Aug 2019	N/A
5108	\$600,000	3/2	\$442.2	1357	Jan 2019	N/A
5302	\$785,000	3/2	\$438.8	1789	Feb 2019	N/A
5303	\$229,950	0/1	\$405.6	567	May 2018	N/A
5308	\$3,500/mth	3/2	\$2.6	1357	Aug 2019	N/A